



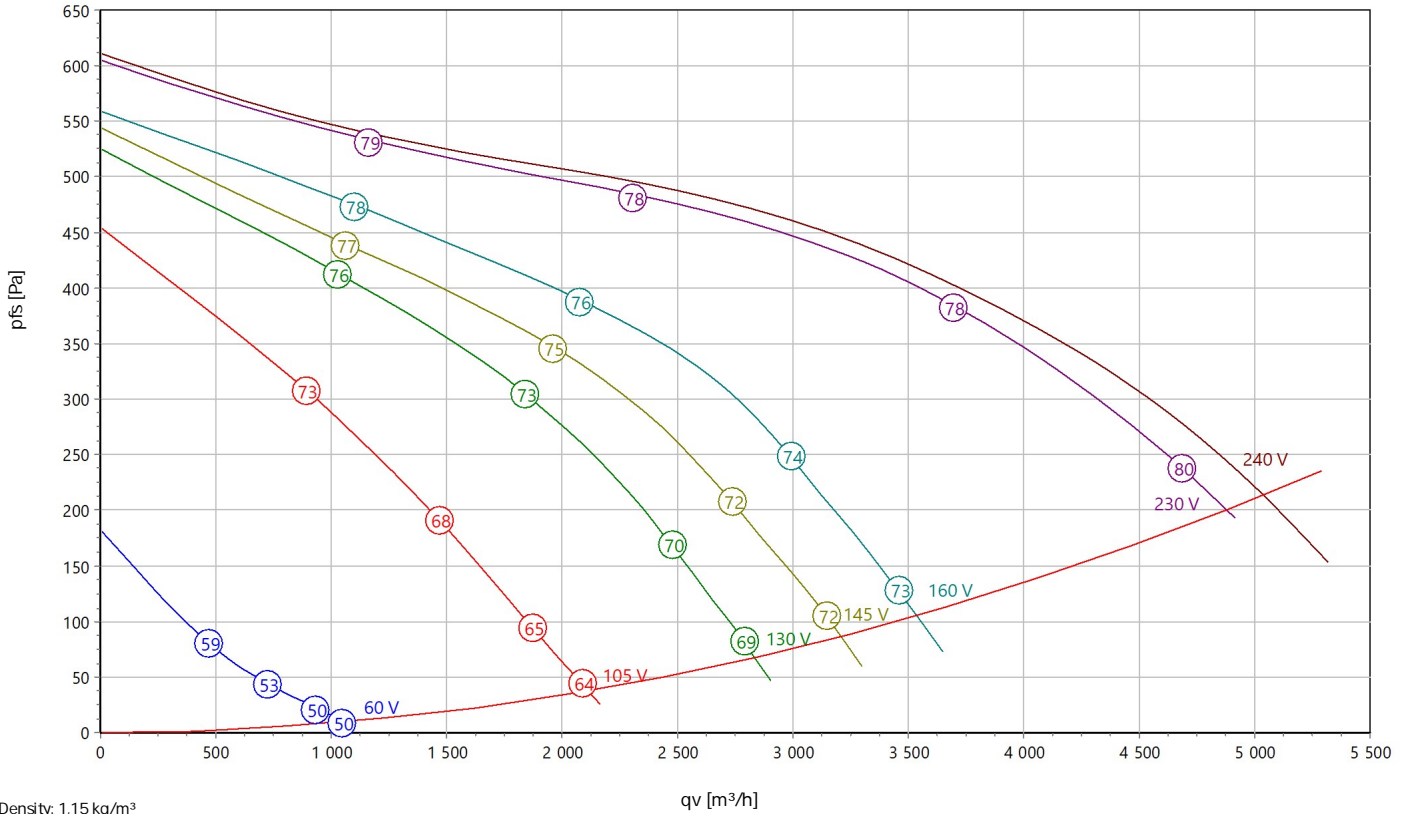
Centrifugal Fan

Type: **DRAE 281-4.5PA**

Art.-No.: C50-28103



**Curve:**



**ErP-Data:**

Type:	Lot11	
q <sub>v</sub>	2820	m <sup>3</sup> /h
p <sub>fs</sub>	483	Pa
η <sub>e,fs</sub>	37,7	%
P <sub>e</sub>	1	kW
n	1317	r/min
N	44	

**Nominal Data:**

U [V]	f [Hz]	P <sub>e</sub> [kW]	I <sub>N</sub> [A]	n <sub>N</sub> [r/min]	C [μF]	t <sub>R</sub> [°C]	p <sub>fs,min</sub> [Pa]	I <sub>A</sub> / I <sub>N</sub>	IP	m [kg]
230	50	1,55	6,5	1110	25	40	210	1,7	IP 54	30

**Sound Data:**

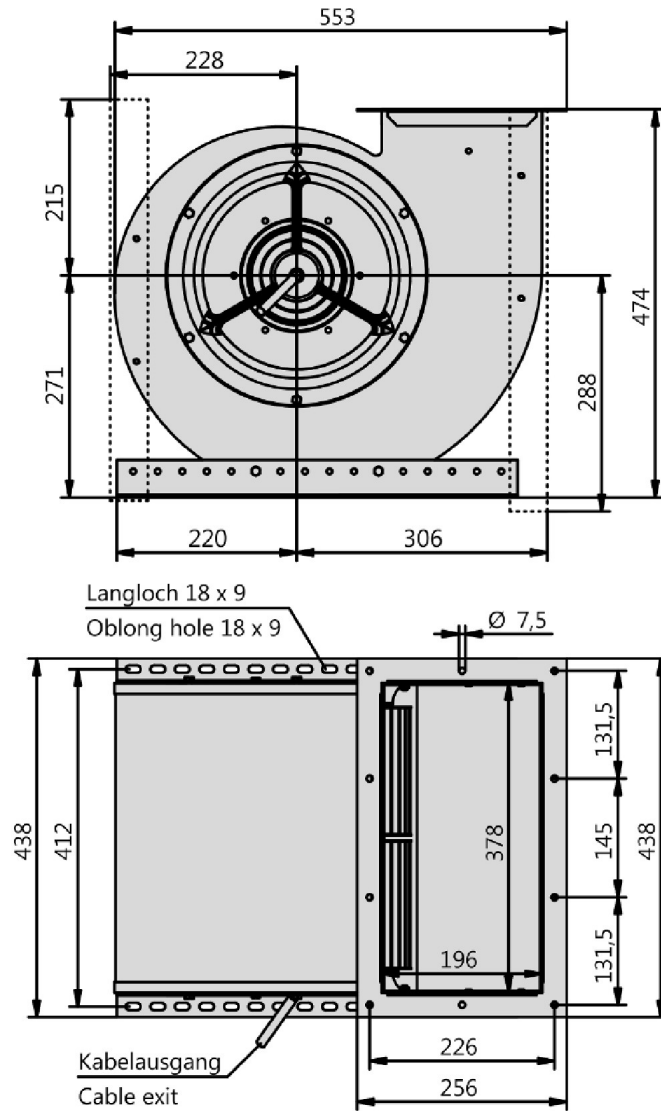
Frequency			125Hz	250Hz	500Hz	1KHz	2KHz	4KHz	8KHz	Distances	1 m	4 m
L <sub>w</sub> A(B,in) [dB(A)]	-2		-20	-12	-10	-7	-8	-11	-17	L <sub>p</sub> A(B,in) [dB(A)]	-9	-19
L <sub>w</sub> A(B,out) [dB(A)]			-22	-13	-7	-4	-7	-9	-17	L <sub>p</sub> A(B,out) [dB(A)]	-7	-17



Centrifugal Fan

Type: **DRAE 281-4.5PA**

Art.-No.: C50-28103



### **AC-Centrifugal Fan double inlet**

in scroll casing with forward curved impeller

Double inlet impeller made of galvanized steel sheet with forward curved blades. Due to the high number of blades results in a sound optimized and at the same time compact design. Fluidic optimized scroll casing made from galvanised sheet metal. Double inlet. Stands respectively casing mountable in all 90° positions. Motorized Impeller statically and dynamically balanced according to DIN ISO 21940-11 with quality level G2.5. Voltage controllable AC external rotor motor. Maintenance free ball bearings, closed on both sides with long-term lubrication. Motor coated black and/or die casted aluminum. Standard configuration with cable. Motor protection is guaranteed by thermal contacts, which are inlaid into the motor windings. These contacts protect the motor from being overloaded through phase failure, too high medium temperature or locked rotor. Isolation Class F.

Fan complies with the guidelines required (Machinery-, EMC- and Low Voltage Directive) to comply with installation and conformity declaration as well as CE marking. Standard version with UL approval.

#### **Nominal Data:**

Voltage [U]

230 V

Frequency [f]

50 Hz

Input power [P]

1,55 kW

Current [I]

6,5 A

Speed [n]

1110 r/min

Medium temperature [tR]

40 °C

Protection Mode

IP 54

Weight [m]

30 kg

Dimensions [L / W / H]

522 mm / 378 mm / 474 mm

#### **Contact:**

Rosenberg Ventilatoren GmbH

Maybachstraße 1

D - 74653 Künzelsau - Gaisbach

[www.rosenberg-gmbh.com](http://www.rosenberg-gmbh.com)

#### **Type:**

DRAE 281-4.5PA

#### **Article-No.:**

C50-28103



Centrifugal Fan

Type: **DRAE 281-4.5PA**

Art.-No.: C50-28103

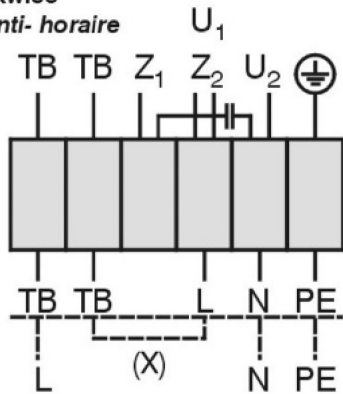


Einphasenwechselstrommotor mit Betriebskondensator und Thermostatschalter (TB). Bei Verwendung von RE Steuergeräten TB mit der Wicklung in Reihe schalten. Hierfür Brücke (x) einlegen und gestrichelt gezeichnete Anschlüsse belegen.

Single phase A.C. motor with operating capacitor and therostatic switch (TB). TB wired in series with windings if RE controllers are used. Insert bridge (x) and wire connections shon as dash-line on the drawing.

*Moteur monophasé avec condensateur permanent et interrupteur thermostatique (TB) branché en série avec le bobinage en cas de branchement avec des régulateurs RE. Mettre un pont (x) et brancher toutes les connexions dessinées en hachuré.*

Linkslauf  
anti- clockwise  
rotation anti- horaire



U<sub>1</sub> braun / brown / brun  
 U<sub>2</sub> blau / blue / bleu  
 Z<sub>1</sub> schwarz / black / noir  
 Z<sub>2</sub> orange / orange / orange

TB weiß / white / blanc  
 PE gelb-grün  
 yellow-green  
 jaune-vert

TK3-20003

01.025